

HERA

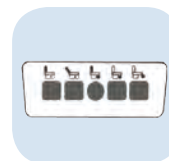
DUAL MOTOR LIFT CHAIR

EXCLUSIVE TO HARVEY NORMAN



- Medium size chair
- Dual motor
- Swivel lift chair, 360 degree
- Lock mechanism to stop swivel for safety when chair is lifting or reclining
- In-built hand controls with home button

- Added length in leg extension
- Adjustable headrest



PRODUCT DETAILS

Size Classification	Medium
Weight Capacity	125kg
Total Chair Height	770mm
Total Chair Width	940mm
Seat Depth	720mm
Chair in Full Recline (lying flat & footrest extended)	1760mm

CONSTRUCTION

Structural Frame: Pine | Plywood
Seating Support: S Springs with webbing
Base: Metal mechanism

WARRANTY*

Frame	10 Years
Foam	5 Years
Mechanism	5 Years
Power/Electrics and Cover	2 Years


RECLINE FUNCTIONALITY

Seat Angle Raised	-
Back Angle Closed	98°
Back Angle Reclined	139°


CUSTOMISE YOUR LIFT CHAIR

Colour may vary from picture. Please refer to physical colour swatch.

LEATHER



Black



Charcoal



Sustainable
Harvested
Timber



Leather
Upholstered



Springs



Ready
to
Assemble