

# BROOKLYN

## DUAL MOTOR LIFT CHAIR



- Large size chair
- Dual motor
- Leg extension and reclining mechanism independent
- Lift chair reclines to almost flat

- Cushioned arms for added support and comfort
- Four button hand control with home button
- Battery back up in case of power failure

### PRODUCT DETAILS

Size Classification	Large
Weight Capacity	145kg
Total Chair Height	1100mm
Total Chair Width	900mm
Seat Depth	500mm
Chair in Full Recline (Lying flat & footrest extended)	1820mm



### WARRANTY\*

Frame	10 Years
Foam	2 Years
Mechanism	5 Years
Power/Electrics and Cover	2 Years

### RECLINE FUNCTIONALITY




Seat Angle Raised	167°
Back Angle Closed	117°
Back Angle Reclined	168°

### CUSTOMISE YOUR LIFT CHAIR

Colour may vary from picture. Please refer to physical colour swatch.



#### WARWICK FABRIC



Bodhi Granite

Bodhi Pebble

#### LEATHER



Black

Dark Grey

Taupe